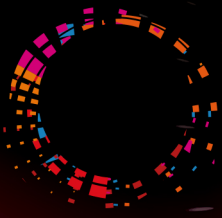


WAAPA Production & Design Guide 2021 Commencement

Application and Admission, Interview Requirements

Contents

| | |
|---|----|
| Application Process and Fees | 2 |
| Costume Interview Requirements | 3 |
| Design Interview Requirements..... | 5 |
| Lighting Interview Requirements..... | 8 |
| Props and Scenery Audition Requirements | 10 |
| Sound Audition Requirements..... | 12 |
| Stage Management Audition Requirements | 14 |
| Phone and Video Interview Requirements..... | 16 |
| Offers, Enrolment and Orientation..... | 17 |
| CHECKLIST | 18 |



Application Process and Fees

Summary

1. Apply online through ECU's [applicant portal](#) by the application closing date and pay the application fee.
2. The Student Hub will allocate you an audition or interview and send the details of the time and place via the email address you provided.

*If you have not received an email from us **within fifteen business days**, please check the junk folder in your email browser and contact us straight away if necessary via the [online enquiry form](#).*

3. Attend the interview.
4. The Student Hub will contact you in writing with the outcome once this has been determined by the panel.

Applying

To apply follow the link from the [Production and Design page](#) on the WAAPA website. The link will take you to the Edith Cowan University [applicant portal](#) where you will be asked to create an account and you can then lodge your online application. After you have completed the application and made the necessary payment you will be contacted by email and given the appointment details for your individual interview/audition.

Applications for WAAPA open on 1 July each year.

Please attach:

- your latest academic transcripts (school reports for school leavers)
Year 12 applicants will not yet have completed their final year so their final report will not be available. In this case we need your latest school report (usually mid-year)
- a brief resume

Providing required documents (IMPORTANT):


Documents requested above MUST be included with your application. Failure to do so will impact on the application outcome. You can upload documents after lodging your original application, but the application must be complete by one week before the interview/audition.

Fees

Before an interview/audition can be scheduled, the application fee of \$75.00 is required.

Application Fee:

This fee is non-refundable if you cancel your interview/audition or application. More information is available on the [WAAPA website](#).



Costume Interview Requirements

C65 Diploma of Live Production and Technical Services

C49 Advanced Diploma of Live Production and Management Services

Y97 Bachelor of Performing Arts – Production and Design (upon successful completion of the Diploma and Advanced Diploma of Live Production and Technical Services)

The Interview:

Applicants will need to prepare themselves for a live interview in Perth, which will last around 45 minutes. Eastern States and International applicants will need to participate in a phone or video interview. Please refer to the Phone and Video Interview Instructions on page 16 of the Production and Design Guide.

Costume Project

All Costume applicants are required to undertake the entrance project detailed below. **This is to be uploaded to your application or emailed 2 weeks before your interview.**

Applicants are required to submit two approximately 300-word essays on the following topics:

- Discuss why you have chosen to pursue a career as a Costume Technician
- Write a critique of a live performance you have seen recently, focusing on the costume and design elements. If you are unable to attend a live performance, an alternative performance such as a movie, a live streamed play, or a YouTube recording of a live production would be as suitable alternative.

***** It is recommended to go through the Checklist provided on the final page of this booklet to ensure you have provided all information and completed all necessary tasks.***

The interview process for all Costume courses is outlined below:


For the interview, please bring any articles of clothing, costumes, millinery, handcrafts and portfolio work which will indicate your expertise and abilities. If you require a remote interview, detailed photographs of previous work must be sent with your written essays.

During the interview, the panel will be looking for the following:

- Demonstrated commitment and enthusiasm in relation to theatrical arts practice and related industries
- Relevant interest in and understanding of costume related skills – this includes but is not limited to: costume construction, design, styling, dressing, hair and makeup, art finishing/textiles, and millinery
- Existing and/or potential to develop strong practical skills in technical costume
- Ability to articulate and communicate ideas and experiences clearly
- Evidence and aptitude for collaboration in creative processes

Application Closing Date:

Applications officially close on **31 October each year**. You are encouraged to apply prior to this date to avoid disappointment.




Any further queries can be addressed to the Student Hub via 134 328 or [online enquiry form](#). Please make sure you reference your name, application number and course.

After the Interview:

All applicants are notified by email of the result of their application before Christmas. **We regret that it is not possible to give any individual feedback on matters relating to your audition.**

Academic Entrance Requirements (IMPORTANT):

In addition to passing the audition applicants to CUA50415 Diploma of Live Production and Technical Services and CUA60213 Advanced Diploma of Live Production Management Services must also meet Edith Cowan University entrance requirements for its VET/TAFE programs to get a formal offer of a place from ECU. Successful interviewees who are in Year 12 must remember to send their examination results to the Course Information Hub as soon as they receive them (usually over Christmas). Applicants who are concerned they do not meet Edith Cowan University's entrance requirements and will not meet these requirements upon completion of their current course of study should contact [Student Recruitment](#) for details on alternative pathways. It is important you complete the section on the application form relating to your academic qualifications and attach the documents requested.



Design Interview Requirements

C65 Diploma of Live Production and Technical Services

C49 Advanced Diploma of Live Production and Management Services

Y97 Bachelor of Performing Arts – Production and Design (upon successful completion of the Diploma and Advanced Diploma of Live Production and Technical Services)

The Interview:

Applicants will need to prepare themselves for a live audition and interview in Perth, which will last around 45 minutes. Eastern States and International applicants will need to participate in a phone or video interview. Please refer to the Phone and Video Audition Instructions on page 16 of the Production and Design Guide.

| Design Project | |
|--|---------------------|
| Design set and costumes for <u>one</u> of the following works: | |
| <i>Buried Child</i> | Sam Shepard |
| <i>Away</i> | Michael Glow |
| <i>The Tempest</i> | William Shakespeare |
| <i>The Servant of Two Masters</i> | Carlo Goldoni |

**** It is recommended to go through the Checklist provided on the final page of this booklet to ensure you have provided all information and completed all necessary tasks.**

The interview process for all Design courses is outlined below:

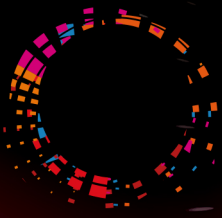
Application for the entry into the design course involves an interview with a panel of Design staff. The interview is intended to give you the opportunity to show us your potential as a designer for performance.

During the interview, the panel will be considering the following:

- Demonstrated commitment and enthusiasm in relation to theatrical arts practice and related industries
- Relevant interest in and understanding of design related skills
- Existing and/or potential to develop strong skills in design for performance
- Previous study and/or experience in any related arts areas
- Ability to articulate and communicate ideas and experience clearly
- Evidence and aptitude for collaboration in creative processes

You are required to present:

1. Design Project



- A colour model of your set design made to the best of your abilities in the scale of 1:25. As a guide, you should use the following dimensions for your model stage:

| | |
|---|--------------|
| Proscenium width | 9000mm (9 m) |
| Proscenium height | 5000mm |
| Stage depth (<i>prosc to back wall</i>) | 8000mm |

To accompany your model, you should provide for viewing all your preliminary sketches.

- A minimum of four colour sketches of costume design from your chosen production. Make sure they are clearly labelled with the character's name and the specific act or scene. These should include at least three main characters (male and female). Use any colour medium you prefer. (*watercolour, gouache, coloured pencils, ink, etc*).
- A verbal presentation that presents a short summary of how you developed the set and costume designs, along with a rationale as to your visual interpretation of the chosen text. In other words, how you arrived at a particular period, style, colour, etc (no more than 5 minutes).

PLEASE NOTE: The main purpose of the project is to give you a way to display and discuss your design ideas and opinions of the piece rather than demonstrating specific craft skill. Potential applicants are welcome to discuss their application projects and portfolio with the Design Coordinator prior to submission if applicants would like to seek clarification.

2. Portfolio of Related Work

The Western Australian Academy of Performing Arts Design course considers strong visual communication skills necessary for anyone enrolling in Design. Include in your portfolio anything that will give us an indication of your skill level and potential in design, visual communication and drawing. These may include photos, life drawings, renders, illustrations, technical drawings, models, sculptures, and paintings. The purpose of the portfolio is to provide an insight into how you think as a creative. (*With any 3-D work such as sculptures, ceramics, costumes etc photograph the pieces and include the pictures in the folio.*)


3. Resume

Your resume should include the following:

- A brief history of your involvement in any theatrical or related activity (*school plays, drama groups, etc*)
- A list of any skills related to design for performance you feel you have (*drawing, painting, sewing, sculpting, woodwork, photography etc.*)
- A short statement about your reasons for wanting a career as a designer for live performance. (*No more than 500 words*)

Application Closing Date:

Applications officially close on **31 October each year**. You are encouraged to apply prior to this date to avoid disappointment.



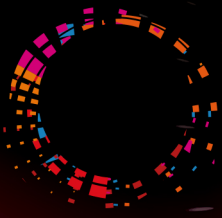
Any further queries can be addressed to the Student Hub via 134 328 or [online enquiry form](#). Please make sure you reference your name, application number and course.

After the Audition:

All applicants are notified by email of the result of their application before Christmas. **We regret that it is not possible to give any individual feedback on matters relating to your audition.**

Academic Entrance Requirements (IMPORTANT):

In addition to passing the audition applicants must also meet Edith Cowan University academic entrance requirements for their particular course (Diploma or Bachelor) to get a formal offer of a place from ECU. Applicants who are concerned they do not meet Edith Cowan University's entrance requirements and will not meet these requirements upon completion of their current course of study should contact [Student Recruitment](#) for details on alternative pathways. It is important you complete the section on the application form relating to your academic qualifications and attach the documents requested.



Lighting Interview Requirements

C65 Diploma of Live Production and Technical Services

C49 Advanced Diploma of Live Production and Management Services

Y97 Bachelor of Performing Arts – Production and Design (upon successful completion of the Diploma and Advanced Diploma of Live Production and Technical Services)

The Interview:

Applicants will need to prepare themselves for a live audition and interview in Perth, which will last around 45 minutes. Eastern States and International applicants will need to participate in a phone or video interview. Please refer to the Phone and Video Audition Instructions on page 16 of the Production and Design Guide.

Lighting Project

Applicants are required to submit two approximately 500-word essays on the following topics:

- Discuss why you have chosen to pursue a career in lighting
 - Include references to people, productions or visual media that have inspired you
 - Outline any prior experience you may have
- Write a critique of a live (due to CoVid issues a recording of a live performance would be acceptable) performance you have seen recently, focusing on the lighting and visual design elements
 - Name the performance, major artists, venue and other relevant information
 - Identify the key aspects of the lighting system units (projection, follow-spots, moving lights, control systems, etc)
 - Discuss the use of lighting to illuminate, enhance and otherwise serve the performance

***** It is recommended to go through the Checklist provided on the final page of this booklet to ensure you have provided all information and completed all necessary tasks.***


The interview process for all Lighting courses is outlined below:

For the interview, please bring any documentation, images, references and portfolio work which will indicate your expertise and abilities.

During the interview, the panel will be looking for the following:

- Interest in and understanding of Lighting, including design and technical skills
- Existing and/or potential to develop strong practical skills in Lighting
- Written expression skills
- Previous experience in any related areas
- Verbal communication skills

Application Closing Date:



waapa

Edith Cowan University

Applications officially close on **31 October each year**. You are encouraged to apply prior to this date to avoid disappointment.


Any further queries can be addressed to the Student Hub via 134 328 or [online enquiry form](#). Please make sure you reference your name, application number and course.

After the Audition:

All applicants are notified by email of the result of their application before Christmas. **We regret that it is not possible to give any individual feedback on matters relating to your audition.**

Academic Entrance Requirements (IMPORTANT):

In addition to passing the audition applicants must also meet Edith Cowan University academic entrance requirements for their particular course (Diploma or Bachelor) to get a formal offer of a place from ECU. Applicants who are concerned they do not meet Edith Cowan University's entrance requirements and will not meet these requirements upon completion of their current course of study should contact [Student Recruitment](#) for details on alternative pathways. It is important you complete the section on the application form relating to your academic qualifications and attach the documents requested.



Props and Scenery Audition Requirements

C65 Diploma of Live Production and Technical Services

C49 Advanced Diploma of Live Production and Management Services

Y97 Bachelor of Performing Arts – Production and Design (upon successful completion of the Diploma and Advanced Diploma of Live Production and Technical Services)

The Interview:

Applicants will need to prepare themselves for a live audition and interview in Perth, which will last around 45 minutes. Eastern States and International applicants will need to participate in a phone or video interview. Please refer to the Phone and Video Audition Instructions on page 16 of the Production and Design Guide.

Props and Scenery Project

Applicants wishing to be considered for the Props and Scenery course will be required to undertake the entrance project detailed below and present it at the interview:

Using materials of your own choice, you are to construct one of the following items:

- A musical instrument (it does not have to work)
- A mask (it must be able to be worn)

The item can be from any time period or country. You will need to find references that you can use to replicate the item. The project is NOT to be sent via post in advance if you attend the interview at WAAPA.

***** It is recommended to go through the Checklist provided on the final page of this booklet to ensure you have provided all information and completed all necessary tasks.***

The interview process for all Props and Scenery courses is outlined below:

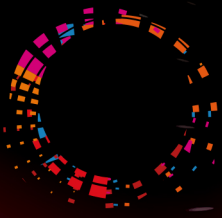
At the start of your interview, applicants are asked to submit:

- The practical project and the references you have used
- A portfolio of work which demonstrates the skills you already have. This can include photographs, paintings, drawings, technical drawings, examples of hobby and craft work etc.
- Any certificates of achievement attained

You will be asked about your previous experiences and given the opportunity to ask questions of your own

During the interview, the panel will be looking for:

- Interest in backstage work – including set building, props, painting, etc
- Existing or potential for development in skills – including woodwork, metalwork, drawing, painting, model making, sculpture, technical drawing, etc
- Written/verbal expression of skills
- Previous experience – including props, set building, scenic painting, drama activities, hobbies, entertainment attendance, jobs, etc



- Verbal communication skills

Application Closing Date:

Applications officially close on **31 October each year**. You are encouraged to apply prior to this date to avoid disappointment.


Any further queries can be addressed to the Student Hub via 134 328 or [online enquiry form](#). Please make sure you reference your name, application number and course.

After the Audition:

All applicants are notified by email of the result of their application before Christmas. **We regret that it is not possible to give any individual feedback on matters relating to your audition.**

Academic Entrance Requirements (IMPORTANT):

In addition to passing the audition applicants must also meet Edith Cowan University academic entrance requirements for their particular course (Diploma or Bachelor) to get a formal offer of a place from ECU. Applicants who are concerned they do not meet Edith Cowan University's entrance requirements and will not meet these requirements upon completion of their current course of study should contact [Student Recruitment](#) for details on alternative pathways. It is important you complete the section on the application form relating to your academic qualifications and attach the documents requested.



Sound Audition Requirements

C66 Diploma of Music Industry

C61 Advanced Diploma of Music Industry

Y97 Bachelor of Performing Arts – Production and Design (upon successful completion of the Diploma and Advanced Diploma of Music Industry)

The Interview:

Applicants will need to prepare themselves for a live audition and interview in Perth, which will last around 45 minutes. Eastern States and International applicants will need to participate in a phone or video interview. Please refer to the Phone and Video Audition Instructions on page 16 of the Production and Design Guide.

Sound Project

Applicants wishing to be considered for the Sound course will be required to undertake the entrance project detailed below and present it at the interview:

Consider carefully of the following three descriptions:

- A city soundscape
- An Australian summer
- Growing old

Provide as separate audio files on your portable media storage (USB) your recorded “soundscape” interpretations of the above three topics. Your interpretations should be no longer than **one minute each** and can make use of sound effects, voice and music.

A short, written description on why you chose your sounds for each interpretation/soundscape and how you achieved them, approximately 100 words in length, should accompany each audio file (i.e. 100 words per audio file).

**** It is recommended to go through the Checklist provided on the final page of this booklet to ensure you have provided all information and completed all necessary tasks.**

The interview process for all Sound courses is outlined below:


At the start of your interview, applicants are asked to submit:

- The practical project and the references you have used
- Any certificates of achievement attained

You will be asked about your previous experiences and given the opportunity to ask your own questions.

During the interview, the panel will be looking for:

- An interest in live sound work and/or studio sound work
- Existing skills or potential for development of skills in audio
- General written/verbal expression skills
- General understanding of basic mathematical concepts
- Previous experience in related areas



Applicants who are not able to attend an interview in Perth are welcome to submit their project via email and will be scheduled a telephone/online interview. We would like to receive these items by the first week of November.

Application Closing Date:

Applications officially close on **31 October each year**. You are encouraged to apply prior to this date to avoid disappointment.

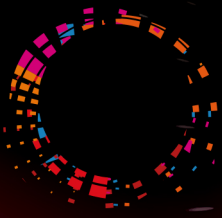
Any further queries can be addressed to the Student Hub via 134 328 or [online enquiry form](#). Please make sure you reference your name, application number and course.

After the Audition:

All applicants are notified by email of the result of their application before Christmas. **We regret that it is not possible to give any individual feedback on matters relating to your audition.**

Academic Entrance Requirements (IMPORTANT):

In addition to passing the audition applicants must also meet Edith Cowan University academic entrance requirements for their particular course (Diploma or Bachelor) to get a formal offer of a place from ECU. Applicants who are concerned they do not meet Edith Cowan University's entrance requirements and will not meet these requirements upon completion of their current course of study should contact [Student Recruitment](#) for details on alternative pathways. It is important you complete the section on the application form relating to your academic qualifications and attach the documents requested.



Stage Management Audition Requirements

C65 Diploma of Live Production and Technical Services

C49 Advanced Diploma of Live Production and Management Services

Y97 Bachelor of Performing Arts – Production and Design (upon successful completion of the Diploma and Advanced Diploma of Live Production and Technical Services)

The Interview:

Applicants will need to prepare themselves for a live audition and interview in Perth, which will last around 45 minutes. Eastern States and International applicants will need to participate in a phone or video interview. Please refer to the Phone and Video Audition Instructions on page 16 of the Production and Design Guide.

Stage Management Project

Applicants wishing to be considered for the Sound course will be required to undertake the entrance project detailed below and present it at the interview. This will be presented by the applicant as part of their entry interview.

1. Stage Management Project
2. Research Presentation

**** It is recommended to go through the Checklist provided on the final page of this booklet to ensure you have provided all information and completed all necessary tasks.**

The interview process for all Stage Management courses is outlined below:

You are required to present:

1. Stage Management Project

Applicants are required to write an essay of approximately 500 words outlining your school or work experience that has led you to choose a career in Stage Management, and why you think you would make a good Stage Manager. **The essay is to be hand-written.**

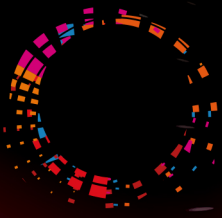
2. Research Presentation

Prepare a presentation (3 minutes maximum) of your research on a Play and Author's background to be presented at the interview.

Please choose one of the following plays for your presentation:

- *Othello* by William Shakespeare
- *The Marriage of Figaro* (Opera) by Wolfgang Amadeus Mozart
- *Mother Courage* by Berthold Brecht
- *The Seagull* by Anton Chekhov
- *Holding the Man* by Tommy Murphy, adapted from the novel by Timothy Conigrave
- *Stolen* by Jane Harrison

The presentation can be read off prepared documentation and palm cards. It can also be presented on Power Point. Please ensure to bring your own laptop with full battery if you are doing a Power Point presentation. Applicants are not required to memorise any material.



Interviews will take the format of:

- Introduction to WAAPA
- Applicant oral presentation (3 minutes maximum)
- Applicant Sight Reading Exercise (read aloud stage directions from given text)
- Applicant queries
- Conclusion

Application Closing Date:

Applications officially close on **31 October each year**. You are encouraged to apply prior to this date to avoid disappointment.

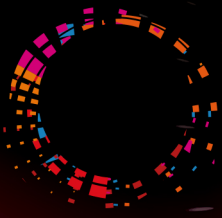
Any further queries can be addressed to the Student Hub via 134 328 or [online enquiry form](#). Please make sure you reference your name, application number and course.

After the Audition:

All applicants are notified by email of the result of their application before Christmas. **We regret that it is not possible to give any individual feedback on matters relating to your audition.**

Academic Entrance Requirements (IMPORTANT):

In addition to passing the audition applicants must also meet Edith Cowan University academic entrance requirements for their particular course (Diploma or Bachelor) to get a formal offer of a place from ECU. Applicants who are concerned they do not meet Edith Cowan University's entrance requirements and will not meet these requirements upon completion of their current course of study should contact [Student Recruitment](#) for details on alternative pathways. It is important you complete the section on the application form relating to your academic qualifications and attach the documents requested.



Phone and Video Interview Requirements

Discipline Specific Instructions

Costume

Detailed photographic folio of previous work, as described on page 3, must be submitted with your written essays 2 weeks before your interview date. The photographs must be available to view and discuss with you during your interview. You are also welcome to submit a physical folio to support your remote interview via the postage details below.

Design

Detailed photographic folio of previous work, as described on page 5 and 6, must be submitted 2 weeks before your interview date. The photographs must be available to view and discuss with you during your interview. You are also welcome to submit a physical folio to support your remote interview via the postage details below.

Lighting

You must submit your 2 written essays, as described on page 8, prior to the phone interview date for the panel to view. You are also welcome to submit a folio to support your remote interview via the postage details below or email.

Props and Scenery

You must send your project and research, as described on page 10, prior to the phone interview date for the panel to view. You are also welcome to submit a physical folio to support your remote interview via the postage details below.

Sound


Upon receiving your complete application, as described on page 12, you will be emailed the video audition submission instructions.

Stage Management

Upon receiving your complete application, as described on page 14, you will be emailed the phone interview submission instructions.

Sending the project and portfolio by post:

Student Hub
Building 13, Room 13.148
Edith Cowan University
2 Bradford Street
Mount Lawley, WA, 6050
AUSTRALIA



Offers, Enrolment and Orientation

Offers:

You will receive an email regarding the outcome of your audition once this has been determined, and the Student Hub will advise the Admissions Office.

In addition to a successful interview/audition, your application will also be assessed to ensure you meet ECU's academic and English entry requirements for the course. If all entry requirements are met and there are places available in the course, then an offer of a place can be made.

Successful TISC applicants will receive notification of their offer via the TISC website. School Leavers who have applied direct to ECU will receive notification via an email from ECU.

These notifications will occur on the following dates and an official letter will be sent to your listed address shortly after:

Main round: 15 January 2021
Second round: 28 January 2021

Successful DIRECT non-school leaver applicants who meet ECU entry requirements will receive notification of their offer from December onwards.

If you have a successful interview or audition, but do not meet ECU's academic and/or English entry requirements, you will not be made an offer and you will be notified of your options by TISC or ECU.

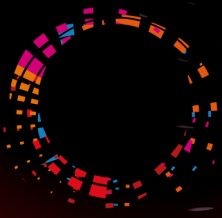
Enrolment

Before Orientation, early February, all students should enrol in the appropriate units online. Staff are available to assist students in this process (please contact 134 328 or courseadvice@ecu.edu.au for assistance).

Orientation:

It is essential that you attend the rigorous Orientation program for your course at. Details of the orientation are included in the acceptance letter after audition.

Successful Production and Design applicants need to have completed **CUAWHS302 Apply Work Health and Safety Practices** or be able to demonstrate equivalence. For those applicants who have not completed the unit, WAAPA will run a course in the week prior to Orientation. Those who have completed the unit are required to provide the academic transcript, Statement of Attainment to the OHS Unit Coordinator. This is not applicable to successful Sound applicants.



CHECKLIST

Please ensure you have:

- Read the application and audition information for your discipline/s

- Applied for the course

- Attached your latest academic transcripts

- Attached a brief resume

- Have paid the correct application fee for the course/s and discipline/s