

# Online Enrolment 线上注册系统



# 注册步骤:



- Get or reset a password 设置密码
- Online enrolment pages 完成线上注册表格
- Fee payment 支付语言课学费
- NOW 登录学生系统查询课程信息

# 设置密码 - <https://mypassword.ntu.ac.uk/PMUser>

Please Enter Your Username (Student ID e.g. N0237498).

The use of this system confirms your acceptance of the Computer Use Regulations, available to view at <https://www.ntu.ac.uk/cur>.

The use of all University systems is dependent on your acceptance of the Computer Use Regulations.

If you do not agree to accept the Computer Use Regulations you are not permitted to use any University system.

If you require any further information on these regulations please contact the ITS Service Desk by email to [support@ntu.ac.uk](mailto:support@ntu.ac.uk).

Should you experience difficulty obtaining a password, please contact the MyNTU Support team on [+44 \(0\) 115 848 2855](tel:+441158482855).

填写学号 (NTU ID)  
N开头的数字

Enter the characters you see on the picture.

**NED9Q**

[Get new image](#)

有时候不要  
求填验证码

OK

# Home

Welcome, [REDACTED] If you are not [REDACTED] [click here](#).  
Configure your Questions and Answers profile and manage your passwords by using the tasks below.



## My Questions and Answers Profile 设置密码保护问题，设置完毕后请自己记住！

Configure your personal Questions and Answers profile that will allow you to reset your forgotten password and unlock your account in the future.



## Reset My Password

Set your new password by answering a series of private questions.



⊕ Disabled Tasks

点击设置密码会要求填写以下信息：

- **DOB** 出生日期
- **Postcode** 邮编（新生请填写学校邮编 **NG1 4BU**）

## Reset My Password [REDACTED]

Please answer the following questions.

Hide my answers for security purposes

Question: What is your permanent address post code? If you have never given us a UK postcode, this will default to NG1 4BU)

Answer:

Question: What is your date of birth? (DD/MM/YYYY)

Answer:

Next

Cancel

Your new password must comply with the password policy:

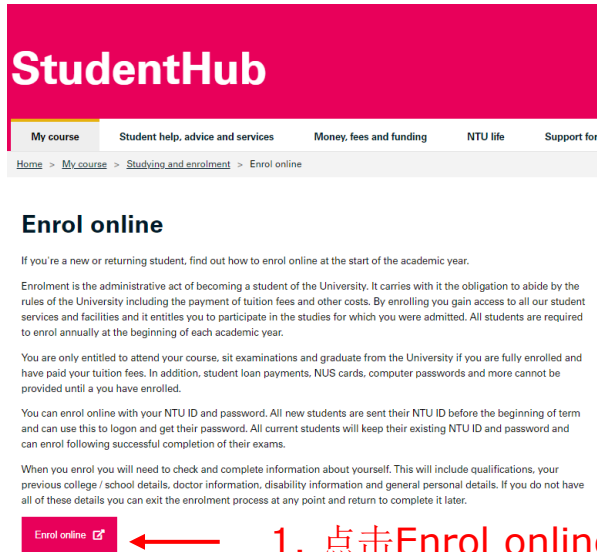
- The password must meet the length rule requirements. The password must contain at least: 8 characters. The password length is not limited.
- The password must contain: 1 lowercase characters, 1 uppercase characters, 1 alphabetic characters and at least 1 digit.
- The password must meet the password history requirements of the system. The number of passwords to store: 8.
- The password must meet the password maximum age requirements of the system. Maximum password age: 90.

密码格式要求：不少于8个字符，至少包含有一个大写字母，一个小写字母以及一个数字

# Logging on to complete online enrolment

登录以下网页开始线上注册

<https://www.ntu.ac.uk/studenthub/my-course/studying-and-enrolment/enrol-online>



**StudentHub**

My course Student help, advice and services Money, fees and funding NTU life Support for

Home > My course > Studying and enrolment > Enrol online

## Enrol online

If you're a new or returning student, find out how to enrol online at the start of the academic year.

Enrolment is the administrative act of becoming a student of the University. It carries with it the obligation to abide by the rules of the University including the payment of tuition fees and other costs. By enrolling you gain access to all our student services and facilities and it entitles you to participate in the studies for which you were admitted. All students are required to enrol annually at the beginning of each academic year.

You are only entitled to attend your course, sit examinations and graduate from the University if you are fully enrolled and have paid your tuition fees. In addition, student loan payments, NUS cards, computer passwords and more cannot be provided until a you have enrolled.

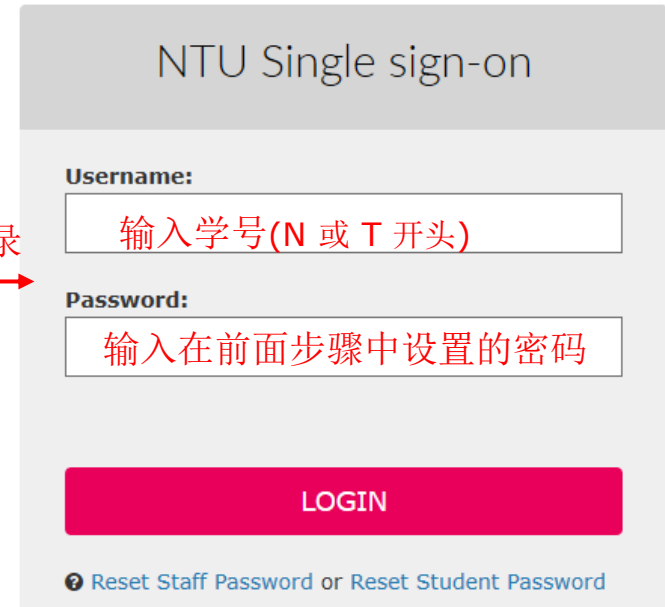
You can enrol online with your NTU ID and password. All new students are sent their NTU ID before the beginning of term and can use this to logon and get their password. All current students will keep their existing NTU ID and password and can enrol following successful completion of their exams.

When you enrol you will need to check and complete information about yourself. This will include qualifications, your previous college / school details, doctor information, disability information and general personal details. If you do not have all of these details you can exit the enrolment process at any point and return to complete it later.

[Enrol online](#)

1. 点击Enrol online

3. 输入学号和密码登录



## NTU Single sign-on

**Username:**

输入学号(N 或 T 开头)

**Password:**

输入在前面步骤中设置的密码

**LOGIN**

[Reset Staff Password or Reset Student Password](#)

## Student and staff login

Welcome to the Online Services homepage. From here:

- New students can book and pay for accommodation, enrol onto their courses, update their contact details and obtain their results.
- Current students can enrol onto their courses, update their contact details and obtain their results.
- Students can book their place and guest tickets for the graduation ceremony.

To access any of the above services, simply type in your NTU ID/username and password and then select login. Please note that your password is case-sensitive.

- **New students:** you will find your [NTU ID](#) on your accommodation email and in your accommodation pack.
- **Returning students:** you will find your [NTU ID](#) on your smart card in the field titled "username".

If you have forgotten or do not know your password, use the [Get or reset your password](#) link below. If you still cannot access Online Services, please email [myntusupport@ntu.ac.uk](mailto:myntusupport@ntu.ac.uk) or call 0115 848 2855 for assistance.

To protect your privacy, please **Exit** and close your browser.

[Click Here to Proceed](#)

[Get or reset your password](#)

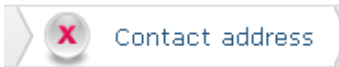
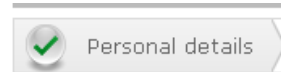
2. 点击Click here to proceed





需要填写的信息包括：个人信息，联系方式，当前学历，即将在NTU学习的课程。

- 已完成的信息栏会显示
- 待完成的信息栏会显示



NOTTINGHAM TRENT UNIVERSITY Need help? Ask us a question Log out

Enrolment Contact / accommodation details

Personal details Contact address Qualifications Your study at NTU

Required fields are marked with \*

**Email and mobile**

Email address

Mobile number



**About you**

NTU ID [Redacted]  
Full name [Redacted]  
Date of birth [Redacted]  
Gender Male  
If your name or date of birth are incorrect please press the [Change](#) button.  
[Change](#)

**Course summary**

|               |   |
|---------------|---|
| Academic term | 2013-14 Academic Year                           |
| Campus        | Nottingham City Centre                          |
| School        | Nottingham Business School                      |
| Year of study | Year 1  |
| Degree        | BA(H) Accounting & Finance SW, Bachelor of Arts |
| Fee status    | Home/EU Fees                                    |

If you think your course information above is incorrect, please [raise a support ticket](#).

**Nationality details**

Country of nationality  
Country of permanent residence England  
Country of birth  
Ethnicity \*

If you think your nationality details are incorrect, please [raise a support ticket](#).

**Disability support information**

We aim to provide all students with an inclusive and accessible learning experience. If you tell us that you have a disability, mental health difficulty or specific learning difficulty, we can arrange any additional support you require.

Which of the following descriptions applies to you? \*

Have you applied for Disabled Students Allowance or do you receive Disabled Students Allowance?

→ 请仔细检查该栏信息是否正确，如有误请点击change 更正，或者raise a support ticket 联系学校。

\*为必填信息栏



Contact address

### Email and mobile

Email address

Mobile number

### Permanent address

This is the address that we will send all mail to outside of term-time.

#### Postcode search (UK only)

Postcode

Find address

If you live outside the UK, or your address has not been populated, please enter it below.

Line 1

\*

4 Brisbane Drive

Line 2

Stapleford

Line 3

Town / city

\*

Nottingham

County

-- Please select --



Country

\*

-- Please select --



Postcode

\*

NG9 8ND

Home telephone

01159393309

I confirm that my permanent address is correct. \*

填写完后务必点击这里

住址栏请填写国内的家庭住址。



# Contact address

## Term-time address

Please select the type of accommodation you are living in during term-time.

If you do not know what your term-time address will be, please click [here](#).

Term-time accommodation \*

- Please select --
- University Accommodation
- Private-sector halls
- Other rented student house/room
- Same as Permanent address**
- Own residence
- Not in attendance - on placement/year abroad
- Other
- Not known

## Term-time address

It is important we have your current address for tax exemption purposes and other communications.

### Postcode search (UK only)

Postcode

If you live outside the UK, or your address has not been populated, please enter it below.

Line 1 \*

Line 2

Line 3

Town / city \*

County

Country \*

Postcode \*

Home telephone

I confirm that my term-time address is correct. \*

由于今年的语言课为线上课，请语言课的新生们在学期住址栏也填写国内的家庭住址。  
完成注册后如需更改住址信息可以登录学生系统NOW更改。

填写完后务必点击这里



### Previous higher education

Have you previously studied a higher education course in the UK?

★ [Redacted] ▾

What is your previous highest qualification?

★ [Redacted] ▾

Please select the qualification that is the closest match to your highest qualification, this question is for statistical reporting purposes and will not affect your course at NTU. If you are experiencing difficulty selecting the correct qualifications, please **raise a support ticket**.

### Additional qualifications

Other than your current course, have you gained any new academic qualifications in the last 12 months or since you last enrolled at NTU.

★ No new qualification ▾



请选择你当前的最高学历

What is your previous highest qualification?

|        |  |              |
|--------|--|--------------|
|        | A/AS level   |              |
| If you | A/AS level   |              |
|        | A/AS Level or equivalent                                       | 高中毕业         |
|        | Certificates of Higher Education (eg: HNC, CertHE)             |              |
| Add    | Foundation Degree, Higher National Diploma (HND) or equivalent | 专科, 预科以及硕博毕业 |
|        | GCSE or equivalent (and lower)                                 |              |
|        | Other  | 不确定的请选择其他    |
|        | PGCE   |              |
| Other  | Postgraduate Degree or higher (excl PGCE)                      | 硕士或以上学位      |
|        | Undergraduate Degree or equivalent                             | 本科学位         |



## Your tuition fees

How are the majority of your tuition fees being paid?

-- Please select --

-- Please select --

If yo

Full Tuition Fee Loan (full-time UK/EU)

Part Tuition Fee Loan (full-time UK/EU)

Paying own fees / Parent paying fees

← 自费的同学请选择

Sponsored / paid by another organisation

Plac

Overseas student - select for more payment options

No tuition fees to pay

↑  
由中国政府资助的同学请选  
(需提供资助证明)



### Placement or study year abroad

Where is the main location of your study with NTU?

At NTU or a partner institution for the whole year

-- Please select --

At NTU or a partner institution for the whole year

Distance learning, based in the UK

On work or study placement in UK for the whole year

On work or study placement in UK for part of the year

Are Study not in UK, but will spend more than 8 weeks in the UK

Studying or working outside the UK for the whole year

Studying or working outside the UK for longer than 4 weeks

Are you an exchange or visiting student to the UK?

-- Please select --

-- Please select --

No - I am not an exchange / visiting student

Yes - as part of the Erasmus Exchange Programmes

Yes - other Exchange / visiting student



### Register with the University doctor

It is important to register with a local doctor whilst you're here in case you need medical treatment, health advice or contraception.

- No I do not want to register with the University doctor (you will be required to find your own doctor in Nottingham if you select this option)
- Yes, I would like to register with the University doctor (please complete the fields below) → 登记GP医生

Town of birth

★

What is the name of your current doctor or surgery?

★

Which town or city is your current doctor based in?

★

过去没有在英国登记过GP的话，请填写 unspecified



Personal details



Contact address



Qualifications



Your study at NTU



Enrolment conditions

Required fields are marked with \*

**Please read the following declaration carefully.**

I accept that I am responsible for ensuring that the fees and other expenses related to my studies are paid or that an arrangement to pay has been made at the beginning of each academic year, either directly or on my behalf by a third party.

I acknowledge that I am bound by the University's rules and regulations, including but not limited to the student code of behaviour, the computer user guidelines and the University's intellectual property policy. These may also include all codes, rules and regulations of any other organisation or institution, attendance at which forms an integral part of my studies.

**Terms and conditions**

Please tick the following box to confirm that you have read and accept the University's [Enrolment Conditions](#).

Yes \*

**Student Safety Handbook**

Please tick the following box to confirm that you have read and accept the University's [Student Safety Handbook](#).

Yes \*

**Student Handbook**

Please tick the following box to confirm that you have read and accept the University's [Student Handbook](#).

Yes \*

**Students' union**

As a student at Nottingham Trent University, you are automatically a member of the Nottingham Trent Students Union (NTSU) which is able to provide support and representation. As such NTU will be passing your personal details to NTSU for their administration purposes.

- I wish to become a member of NTSU
- I wish to **opt out** of student union membership

Once you have agreed to the above, click on the Enrol button.



# Enrolment summary screen

- 注册前请确认是否支付语言课的全部学费。

Enrolment status

In progress

|  |                                |   |  |
|--|--------------------------------|---|--|
|  | <b>Fee payment</b>             | 可以选择点击此处支付之后的主课学费，也可以选择银行转账。语言课期间可以暂时先不交主课学费，但主课注册时请务必及时交学费以免学生账号被冻结。 |  Roll over for more |
|  | <b>Get you NTU Smartcard</b>   | 上传个人照片，用作学生卡  |  Roll over for more |
|  | <b>Passport and Visa check</b> | 上传护照的照片页，主课注册时需要上传签证确认信以及签证页  |  Roll over for more |
|  | <b>Online enrolment</b>        | 确定完成了online enrolment 即可  |  Roll over for more |

已经完成的步骤会显示



待完成的步骤会显示



## 语言课学费的两种支付方式:

(学费到账后新生方可开始注册, 因此建议提前完成学费支付)

### 1. Online Store:

<https://onlinestore.ntu.ac.uk/product-catalogue/arts-humanities/presessional-english-for-academic-purposes/presessional-english-for-academic-purposes-courses>

支持信用卡, 当天即可确认到账

### Pre-sessional English for Academic Purposes courses



#### Description

This course will improve your all-round English language ability. You will also develop your study skills and find out about British university culture. We offer Pre-sessional English for Academic Purposes (PEAP) courses for international students who need to improve their language skills before starting an NTU course.

PEAP6 courses cost £1,950  
PEAP10 courses cost £3,250  
PEAP15 courses cost £4,900  
PEAP20 courses cost £6,550

|                      | Variation                        |
|----------------------|----------------------------------|
| 6 Week (Jul) PEAP6   | <input type="radio"/>            |
| 10 Week (Jun) PEAP10 | <input checked="" type="radio"/> |
| 15 Week (May) PEAP15 | <input type="radio"/>            |
| 20 Week (Mar) PEAP20 | <input type="radio"/>            |

**£3250.00**

### 2. Western Union 西联:

<https://student.globalpay.wu.com/geo-buyer/ntu#!/>

可使用支付宝, 10-15个工作日才能确认到账。  
使用支付宝支付的同学请务必提前操作, 确保开学日期之前学费到账。

Paying fees from

Services breakdown

- Advanced payment  Include  
GBP 3000
- Tuition Fees  Include  
GBP 0
- Accommodation Fees  Include  
GBP 0
- Pre-sessional English Fees  Include**  
GBP 0
- Global Summer School Tuition Fee  Include  
GBP 0
- Global Summer School Accommodation Fees  Include  
GBP 0
- Accommodation Deposits  Include  
GBP 200

Total 0.00 GBP

Get a quote

选择第四项, 并手动输入支付金额。



## 主课学费押金£3000的两种支付方式:

(满足offer 上的全部录取条件后, 学校需要收到学费押金确认到账后方可发CAS, 因此建议提前完成支付。)

### 1. Online Store:

<https://onlinestore.ntu.ac.uk/product-catalogue/applicant-services/advance-payment/advanced-payment-international-students>  
支持信用卡, 当天即可确认到账

#### Advanced Payment (International Students)



£3000.00

- 1 + Add to Basket

#### Description

Advanced payment for international applicants

#### Detailed Description

All International (non-EEA) students are required to make an advanced payment of £3,000 when accepting their offer to secure a place on the programme (N.B this does not include students progressing from the NTIC). This advanced payment will be deducted from the overall tuition fee when the remainder of the fees are paid or an instalment arrangement is set up.

To read more about Advanced Payments, or for information on how to pay more money towards your tuition fee, please use the following link to our website:

<https://www.ntu.ac.uk/international/scholarships-and-fees/tuition-fees/how-and-when-to-pay-your-fees>

## 2. Western Union 西联:

<https://student.globalpay.wu.com/geo-buyer/ntu#!/>

可使用支付宝, 10-15个工作日才能确认到账。  
使用支付宝支付的同学请务必提前操作, 在学校确认收到学费押金前无法出CAS。


|  |                                  |
|--|----------------------------------|
| Paying fees from                           |                                  |
| <input type="text"/>                       |                                  |
| Services breakdown                         |                                  |
| 1. Advanced payment                        | Include <input type="checkbox"/> |
| GBP  | 3000                             |
| 2. Tuition Fee                             | Include <input type="checkbox"/> |
| GBP  | 0                                |
| 3. Accommodation Fees                      | Include <input type="checkbox"/> |
| GBP  | 0                                |
| 4. Pre-seasonal English Fees               | Include <input type="checkbox"/> |
| GBP  | 0                                |
| 5. Global Summer School Tuition Fee        | Include <input type="checkbox"/> |
| GBP  | 0                                |
| 6. Global Summer School Accommodation Fees | Include <input type="checkbox"/> |
| GBP  | 0                                |
| 7. Accommodation Deposits                  | Include <input type="checkbox"/> |
| GBP  | 200                              |
| Total                                      | 0.00 GBP                         |
| <a href="#">Get a quote</a>                |                                  |

如需了解支付学费的详细信息, 请查阅:

<https://www.ntu.ac.uk/international/scholarships-and-fees/how-and-when-to-pay-your-fees>



# 登录学生系统NOW : <https://now.ntu.ac.uk/>



学生邮箱地址一般情况下是：学号@my.ntu.ac.uk 如果显示不正确，请登录NOW, 点击NTU Email 查看自己的学生邮箱。请使用学生邮箱账号登录 Microsoft Teams。

